DATA CENTER

DATA CENTER LIQUID COOLING SOLUTIONS

ALFAGOMMA®



KURIYAMA OF AMERICA, INC.

kuriyama.com

Edition 0626



959 SERIES



UQD



BLIND MATE



ADJUSTABLE FITTING



HYDRASWIFT COUPLING

CLAMP



FLANGE





Because we continually examine ways to improve our products, we reserve the right to alter specifications or discontinue products without prior notice.





MANIFOLD



MANIPULATED PIPE



CORRUGATED HOSE



313 / 959 SERIES

FITTING



BALL VALVE



BUTTERFLY VALVE



Because we continually examine ways to improve our products, we reserve the right to alter specifications or discontinue products without prior notice.

T959 - AUTOLOCK EVOLUTION EPDM



Liquid cooling 16 bar (240 psi) - EPDM
UL 94 V0

Tube: Black peroxide cured EPDM, Calcium and Zinc free.

Reinforcement: High tensile textile braids.

Cover: black/red/blue EPDM - abrasion, ozone and UL94 V0 flame resistant. ID≤1" smooth finish, ID≥1 1/4" wrapped.

Application: Data center liquid cooling. Compatible with push-on fittings.

Temperature: -40 °C +120 °C (-40 °F +248 °F)

Series Number	Color	ID		OD		Max. Working Pressure (psi)	Burst Pressure (psi)	Bend Radius		Weight lbs/ft	Approx. Length (ft)
		(in)	(mm)	(in)	(mm)			(in)	(mm)		
T959AA019*	Black	3/16	5	0.43	11	240	960	0.79	20	0.07	800
T959AA025*	Black	1/4	6	0.51	13	240	960	0.94	24	0.1	600
T959AA038*	Black	3/8	10	0.67	17	240	960	1.57	40	0.17	600
T959AA050*	Black	1/2	13	0.87	22	240	960	2.05	52	0.22	550
T959AA062*	Black	5/8	16	0.98	25	240	960	2.52	64	0.27	350
T959AA075*	Black	3/4	19	1.14	29	240	960	2.99	76	0.34	350
T959AA100*	Black	1	25	1.42	36	240	960	3.94	100	0.47	200
T959AA125X200^	Black	1 1/4	32	1.77	45	240	960	5.04	128	0.69	200
T959AA150X200^	Black	1 1/2	38	2.01	51	240	960	5.98	152	0.8	200
T959AA200X200^	Black	2	51	2.56	65	240	960	8.03	204	1.13	200
T959AH019*	Red	3/16	5	0.43	11	240	960	0.79	20	0.07	800
T959AH025*	Red	1/4	6	0.51	13	240	960	0.94	24	0.1	600
T959AH038*	Red	3/8	10	0.67	17	240	960	1.57	40	0.17	600
T959AH050*	Red	1/2	13	0.87	22	240	960	2.05	52	0.22	550
T959AH062*	Red	5/8	16	0.98	25	240	960	2.52	64	0.27	350
T959AH075*	Red	3/4	19	1.14	29	240	960	2.99	76	0.34	350
T959AH100*	Red	1	25	1.42	36	240	960	3.94	100	0.47	200
T959AH125X200^	Red	1 1/4	32	1.77	45	240	960	5.04	128	0.69	200
T959AH150X200^	Red	1 1/2	38	2.01	51	240	960	5.98	152	0.8	200
T959AH200X200^	Red	2	51	2.56	65	240	960	8.03	204	1.13	200
T959AE019*	Blue	3/16	5	0.43	11	240	960	0.79	20	0.07	800
T959AE025*	Blue	1/4	6	0.51	13	240	960	0.94	24	0.1	600
T959AE038*	Blue	3/8	10	0.67	17	240	960	1.57	40	0.17	600
T959AE050*	Blue	1/2	13	0.87	22	240	960	2.05	52	0.22	550
T959AE062*	Blue	5/8	16	0.98	25	240	960	2.52	64	0.27	350
T959AE075*	Blue	3/4	19	1.14	29	240	960	2.99	76	0.34	350
T959AE100*	Blue	1	25	1.42	36	240	960	3.94	100	0.47	200
T959AE125X200^	Blue	1 1/4	32	1.77	45	240	960	5.04	128	0.69	200
T959AE150X200^	Blue	1 1/2	38	2.01	51	240	960	5.98	152	0.8	200
T959AE200X200^	Blue	2	51	2.56	65	240	960	8.03	204	1.13	200

Packing:

* Reel max 3 pcs, min 50ft with reel.

^ 200' fixed no reel - coiled

Because we continually examine ways to improve our products, we reserve the right to alter specifications or discontinue products without prior notice.

T313AA EVOLUTION



Liquid cooling - hard wall - EPDM

UL 94 V0

Tube: black peroxide cured EPDM, calcium and zinc free.
Reinforcement: high tensile textile cords with embedded steel helix wire.
Cover: black EPDM - abrasion, ozone and flame resistant.
Application: Cooling liquids in applications where tight bend radius is required.
Temperature: -40 °F +248 °F (-40 °C +120 °C)

Part Number	ID		OD		Max. Working Pressure (psi)	Burst Pressure (psi)	Vacuum %	Bend Radius		Weight (lbs/ft)
	(in)	(mm)	(in)	(mm)				(in)	(mm)	
T313AA100X100	1	25.0	1.42	36.0	150	600	100	1.42	36.0	0.52
T313AA125X100	1 1/4	32.0	1.73	44.0	150	600	100	1.89	48.0	0.68
T313AA150X100	1 1/2	38.0	1.97	50.0	150	600	100	2.24	57.0	0.79
T313AA200X100	2	51.0	2.52	64.0	150	600	100	2.99	76.0	1.18
T313AA250X100	2 1/2	63.0	3.03	77.0	150	600	90	4.96	126.0	1.57
T313AA300X100	3	76.0	3.58	91.0	150	600	90	5.98	152.0	1.96
T313AA400X100	4	102.0	4.57	116.0	150	450	90	12.04	306.0	2.51
T313AA600X100	6	152.0	6.73	171.0	150	375	80	23.93	608.0	4.75

Because we continually examine ways to improve our products, we reserve the right to alter specifications or discontinue products without prior notice.

QUICK CONNECT COUPLINGS

The Alfagomma UQD & UQDB quick-connect coupling series is an essential component for liquid cooling systems in data centers. With a focus on secure and easy connections, leak-proof design, high flow rates, and resistance to mechanical stresses, it is tailored to meet the rigorous demands of data centre liquid cooling.

Features: Flat face design, Stainless steel, EPDM seal material, 100% helium leak tested, Color coding available, Sizes: 1/4” to 5/8”

UNIVERSAL QUICK DISCONNECT



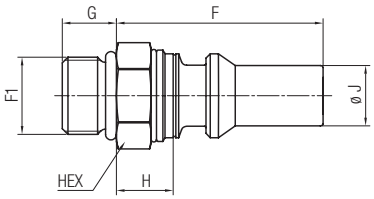

Male ORB ISO 11926-3

Item	Color	Thread F1 (in)	F		G		H		J		HEX	
			(in)	(mm)	(in)	(mm)	(in)	(mm)	(in)	(mm)	(in)	(mm)
UQDM-02-BU-SS	Blue	7/16-20	1.15	29.20	0.36	9.10	0.34	8.70	0.26	6.65	0.55	14.00
UQDM-02-RD-SS	Red	7/16-20	1.15	29.20	0.36	9.10	0.34	8.70	0.26	6.65	0.55	14.00
UQDM-04-BU-SS	Blue	9/16-18	1.50	38.00	0.39	9.90	0.39	9.80	0.43	11.00	0.67	17.00
UQDM-04-RD-SS	Red	9/16-18	1.50	38.00	0.39	9.90	0.39	9.80	0.43	11.00	0.67	17.00
UQDM-06-BU-SS	Blue	3/4-16	1.63	41.50	0.43	11.00	0.40	10.20	0.56	14.30	0.87	22.00
UQDM-06-RD-SS	Red	3/4-16	1.63	41.50	0.43	11.00	0.40	10.20	0.56	14.30	0.87	22.00
UQDM-08-BU-SS	Blue	7/8-14	1.87	47.60	0.50	12.70	0.47	12.00	0.69	17.50	1.06	27.00
UQDM-08-RD-SS	Red	7/8-14	1.87	47.60	0.50	12.70	0.47	12.00	0.69	17.50	1.06	27.00

*Additional thread configurations are available upon request.



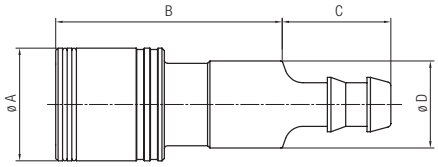

Push-on Female

Item	Color	End size / Hose Tail (in)	A		B		C		D	
			(in)	(mm)	(in)	(mm)	(in)	(mm)	(in)	(mm)
UQDF-02-BU-SS	Blue	1/4	0.73	18.50	1.52	38.50	0.75	19.00	0.55	14.00
UQDF-02-RD-SS	Red	1/4	0.73	18.50	1.52	38.50	0.75	19.00	0.55	14.00
UQDF-04-BU-SS	Blue	3/8	0.96	24.50	1.95	49.50	0.93	23.70	0.75	19.00
UQDF-04-RD-SS	Red	3/8	0.96	24.50	1.95	49.50	0.93	23.70	0.75	19.00
UQDF-06-BU-SS	Blue	1/2	1.10	28.00	2.05	52.00	1.02	25.80	0.91	23.00
UQDF-06-RD-SS	Red	1/2	1.10	28.00	2.05	52.00	1.02	25.80	0.91	23.00
UQDF-08-BU-SS	Blue	5/8	1.25	31.80	2.39	60.60	1.52	38.50	1.08	27.50
UQDF-08-RD-SS	Red	5/8	1.25	31.80	2.39	60.60	1.52	38.50	1.08	27.50

*Additional thread configurations are available upon request.

Because we continually examine ways to improve our products, we reserve the right to alter specifications or discontinue products without prior notice.

QUICK CONNECT COUPLINGS

BLIND MATE



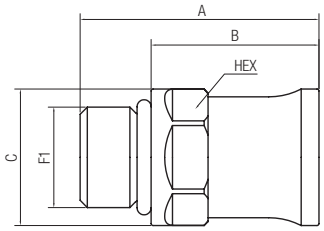

Socket

Item	Thread F1 (in)	A		B		C		Hex		E2E length (mm)
		(in)	(mm)	(in)	(mm)	(in)	(mm)	(in)	(mm)	
UQDBF-02	9/16-18 MORB	1.32	33.6	0.93	23.6	0.71	18.0	0.55	14.0	35.8-37.2
UQDBF-04	3/4-16 MORB	1.56	39.5	1.12	28.5	0.89	22.5	0.75	19.0	44.0-45.4
UQDBF-06	7/8-14 MORB	1.75	44.5	1.25	31.8	1.08	27.4	0.94	24.0	47.5-48.9
UQDBF-08	1-1/16-12 MORB	1.99	50.5	1.39	35.4	1.24	31.4	1.06	27.0	51.8-53.4

*Additional thread configurations are available upon request.



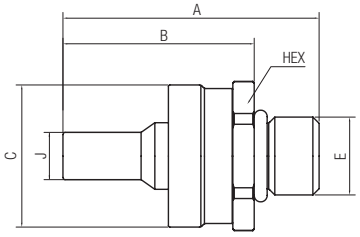

Plug ORB ISO 11926-3

Item	Thread F1 (in)	A		B		C		J		Hex		E2E length (mm)
		(in)	(mm)	(in)	(mm)	(in)	(mm)	(in)	(mm)	(in)	(mm)	
UQDBM-02	7/16-20 MORB	1.42	36.0	1.06	27.0	0.79	20.0	0.26	6.65	0.75	19.0	35-37
UQDBM-04	9/16-18 MORB	1.78	45.3	1.39	35.4	0.98	25.0	0.43	11.00	0.87	22.0	44-45
UQDBM-06	3/4-16 MORB	1.97	50.0	1.53	38.9	1.11	28.3	0.56	14.30	1.06	27.0	47-48
UQDBM-08	7/8-14 MORB	2.19	55.6	1.69	42.9	1.16	29.5	0.69	17.50	1.06	27.0	51-53

*Additional thread configurations are available upon request.



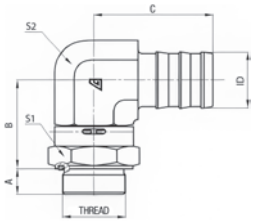

Port type ISO 1179-1

Part Number	Hose ID (in)	Male Thread Type		A		B		C		S1		S2	
				(in)	(mm)	(in)	(mm)	(in)	(mm)	(in)	(mm)	(in)	(mm)
KAF-16-BP	1.00	1-11	BSPP	0.71	18.0	2.93	60.8	2.19	55.7	1.61	41	1.61	41
KAF-24-BP	1.50	1-1/4-11	BSPP	0.79	20.0	3.33	84.5	4.09	104.0	2.76	70.7	2.56	65
KAF-32-BP	2.00	2-11	BSPP	0.94	24.0	3.33	84.5	4.45	113.0	2.95	75	2.56	65
KAF-16-MB	1.00	1-5/16-12	MORB	0.71	18.0	2.93	60.8	2.19	55.7	1.61	41	1.61	41
KAF-24-MB	1.50	1-7/8-12	MORB	0.79	20.0	3.33	84.5	4.09	104.0	2.76	70.7	2.56	65
KAF-32-MB	2.00	2-1/2-12	MORB	0.94	24.0	3.33	84.5	4.45	113.0	2.95	75	2.56	65

*Additional thread configurations are available upon request.

Because we continually examine ways to improve our products, we reserve the right to alter specifications or discontinue products without prior notice.

HYDRASWIFT COUPLING (VALVED SYMETRIC COUPLING)

Valved Symmetric Coupling

Coupling Size	Max Operating Pressure		Min Burst Pressure		Rated Flow		Fluid Loss cc. max	Flow Coefficient Cv Value	A (mm)
	Connected (psi)	Disconnected Half (psi)	Connected (psi)	Disconnected Half (psi)	Gallons per Minute	Liters per Minute			
1.00	150	150	300	300	50.72	192	4.3	32	71.5
2.00	150	150	300	300	216.62	820	11.6	131	105.0

* Couplings are sold individually, not in sets
** "A" measurement in table above is for Coupling without thread / barb configuration



Part Number	Body Size (in)	Port Size (in)	Barb Size (in)	Thread	Type
KHSC-16-TF16	1.00	1.00	NA	1-11-1/2	Female NPTF
KHSC-16-TF12	1.00	0.75	NA	3/4-14	Female NPTF
KHSC-16-TFBP	1.00	1.00	NA	1-11	Female BSPP
KHSC-16-TMMB	1.00	1.00	NA	1-5/16-12	Male ORB
KHSC-16-TMBP	1.00	1.00	NA	1-11	Male BSPP
KHSC-16-BCLS	1.00	1.00	1.00	NA	Clamp Barb
KHSC-16-BCL9	1.00	1.00	1.00	NA	Clamp Barb 90
KHSC-16-BFRS	1.00	1.00	1.00	NA	Crimp Barb
KHSC-16-BFR9	1.00	1.00	1.00	NA	Crimp Barb 90
KHSC-16-FESN	1.00	1.00	NA	NA	Sanitary Flange
KHSC-32-TF32	2.00	2.00	NA	2-11-1/2	Female NPTF
KHSC-32-TFBP	2.00	2.00	NA	2-11	Female BSPP
KHSC-32-TMBP	2.00	2.00	NA	2-11	Male BSPP
KHSC-32-BCLS	2.00	2.00	2.00	NA	Clamp Barb
KHSC-32-BCL9	2.00	2.00	2.00	NA	Clamp Barb 90
KHSC-32-BCAS	2.00	1.50	1.50	NA	Clamp Barb
KHSC-32-BCBS	2.00	1.25	1.25	NA	Clamp Barb
KHSC-32-BFRS	2.00	2.00	2.00	NA	Crimp Barb
KHSC-32-BFR9	2.00	2.00	2.00	NA	Crimp Barb 90
KHSC-32-FESN	2.00	2.00	NA	NA	Sanitary Flange

*Additional thread configurations are available upon request.

Because we continually examine ways to improve our products, we reserve the right to alter specifications or discontinue products without prior notice.

SANITARY ACCESSORIES



Because we continually examine ways to improve our products, we reserve the right to alter specifications or discontinue products without prior notice.



Because we continually examine ways to improve our products, we reserve the right to alter specifications or discontinue products without prior notice.

CAUTIONARY STATEMENT

All Products sold and distributed by Kuriyama of America, Inc. are in the nature of commodities and they are sold by published specifications and not for particular purposes, uses or applications. Purchaser shall first determine their suitability for the intended purposes, uses or applications and shall either conduct its own engineering studies or tests, or retain qualified engineers, consultants or testing laboratories and consult with them before determining the proper use, suitability or propriety of the merchandise or Products for the intended purposes, uses or applications.

Kuriyama of America, Inc. ("Seller") does not recommend the Products for any particular purpose, use or application, and the Purchaser or user thereof shall assume full responsibility for the suitability, propriety, use and application of the Products. Purchaser shall follow all instructions contained in Seller's catalogs, brochures, technical bulletins and other documents regarding the Products. The Products, including but not limited to, hose, tubing or couplings, may fail due to the use or conveyance of substances at elevated or lowered temperatures or at excessive pressure, the conveyance of abrasive, injurious, flammable, explosive or damaging substances.

Hose or tubing used in bent configurations will be subjected to increased abrasion. Hose clamps or couplings may loosen after initial installation and all sections of hose and tubing including connections, couplings, clamps, conductivity and bonding should be inspected frequently, regularly and consistently, and should be replaced, adjusted or re-tightened for the avoidance of leakage, for the prevention of injuries or damages, and for general safety purposes. Except as indicated in its Limited Warranty, Seller shall not be liable or responsible for direct or indirect injuries or damages caused by or attributed to the failure or malfunction of any Products sold or distributed by it.

Purchasers or users of the Products should frequently and consistently undertake inspections and protective measures with respect to the use and application of Products, which should include the examination of tube and cover, conditions of the hose or tubing, and the identification, repair or replacement of sections showing cracking, blistering, separations, internal and external abrasions, leaking or slipped couplings or connections and make proper proof tests.

LIMITED WARRANTY

The Products sold or distributed by Seller are warranted to its customers to be free from defects in material and workmanship at the time of shipment by us, subject to the following provisions. ALL WARRANTY CLAIMS SHALL BE MADE WITHIN SIX (6) MONTHS AFTER SELLER SHIPPED THE PRODUCTS. SELLER'S LIABILITY HEREUNDER IS LIMITED AT SELLER'S EXCLUSIVE DISCRETION, TO 1) THE PURCHASE PRICE OF ANY PRODUCTS PROVING DEFECTIVE; 2) REPAIR OF ANY DEFECTIVE PRODUCT OR PART THEREOF; OR 3) REPLACEMENT OF ANY DEFECTIVE PRODUCT OR PART UPON ITS AUTHORIZED RETURN TO SELLER.

THIS WARRANTY IS IN LIEU OF AND EXCLUDES ALL OTHER WARRANTIES, EXPRESSED, IMPLIED, STATUTORY, OR OTHERWISE CREATED UNDER APPLICABLE LAW INCLUDING, BUT NOT LIMITED TO, THE WARRANTY OF MERCHANTABILITY AND THE WARRANTY OF FITNESS FOR A PARTICULAR PURPOSE. IN NO EVENT SHALL SELLER OR THE MANUFACTURER OF THE PRODUCT BE LIABLE FOR SPECIAL, INCIDENTAL, OR CONSEQUENTIAL DAMAGES, INCLUDING LOSS OF PROFITS, WHETHER OR NOT CAUSED BY OR RESULTING FROM THE NEGLIGENCE OF SELLER AND/OR THE MANUFACTURER OF THE PRODUCT, UNLESS SPECIFICALLY PROVIDED HEREIN. IN ADDITION, THIS WARRANTY SHALL NOT APPLY TO ANY PRODUCTS OR PORTIONS THEREOF WHICH HAVE BEEN SUBJECTED TO ABUSE, MISUSE, IMPROPER INSTALLATION, MAINTENANCE, OR OPERATION, ELECTRICAL FAILURE OR ABNORMAL CONDITIONS, AND TO PRODUCTS WHICH HAVE BEEN TAMPERED WITH, ALTERED, MODIFIED, REPAIRED, REWORKED BY ANYONE NOT APPROVED BY SELLER, OR USED IN ANY MANNER INCONSISTENT WITH THE PROVISIONS OF THE "CAUTIONARY STATEMENT" ABOVE OR ANY INSTRUCTIONS OR SPECIFICATIONS PROVIDED WITH OR FOR THE PRODUCT.

05/03/21 REV

TERMS, CONDITIONS AND LIMITED WARRANTY OF SALE

Scan the QR code below to review our current terms, conditions, and limited warranty of sale.

Because we continually examine ways to improve our products, we reserve the right to alter specifications or discontinue products without prior notice.

THE KURIYAMA NETWORK

Kuriyama's North American Operations comprise an integrated network of manufacturing and distribution facilities strategically located across the continent. This footprint supports a wide range of industrial and hydraulic hose and couplings products, and the capability to engineer custom solutions for demanding applications.

The Kuriyama Distribution Network serves the United States through five primary distribution centers totaling more than 700,000 square feet, including a state-of-the-art 329,000 square foot Central Distribution Center in Huntley, Illinois.

Our Manufacturing Network includes seven North American manufacturing and compounding facilities, producing thermoplastic industrial hose, hydraulic hose, high pressure spray hose, metal hose assemblies, NFPA 1961 fire hose and engineered tubing.

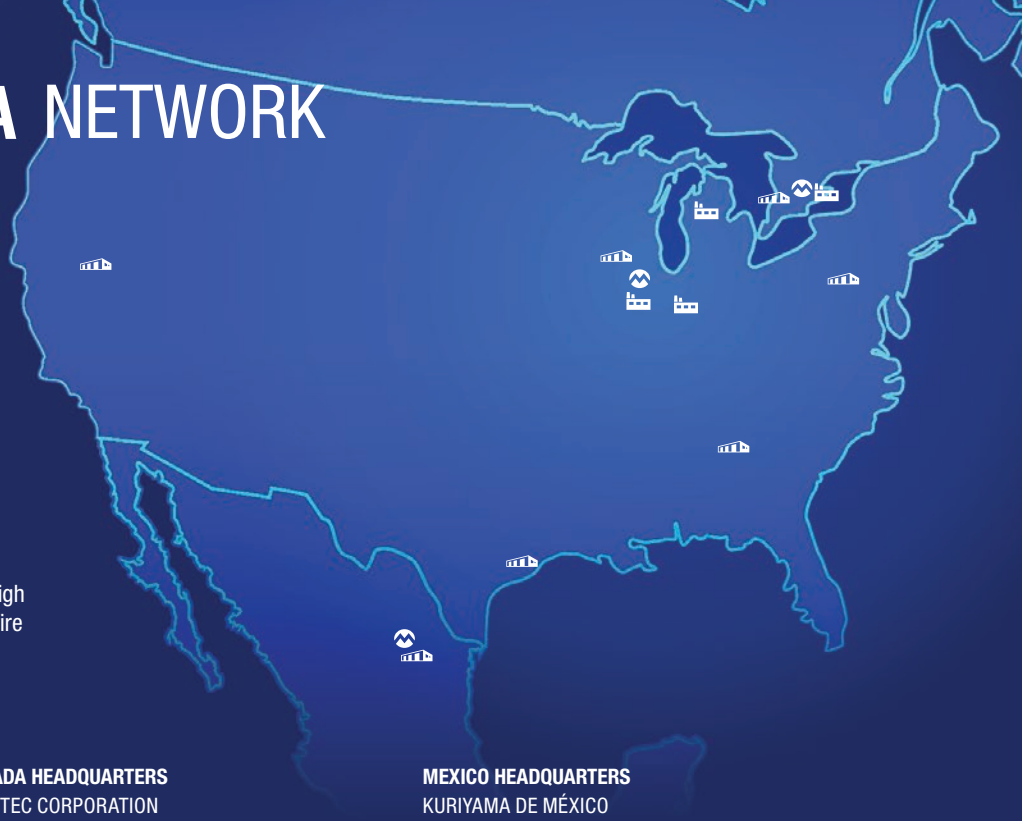

CORPORATE HEADQUARTERS

NORTH AMERICAN HEADQUARTERS
150 N Martingale Road, Suite 900
Schaumburg, IL 60173
(847) 755-0360
kuriyama.com
customerservice@kuriyama.com

CANADA HEADQUARTERS
KURI TEC CORPORATION
140 Roy Boulevard
Brantford, ON, Canada N3R 7K2
(519) 753-6717
Kuritec.com
sales@kuritec.com

MEXICO HEADQUARTERS
KURIYAMA DE MÉXICO
Av. José Palomo Martinez # 520-20
Parque Industrial Omolap
Apodaca, N.L. 66633, México
+52 811 086 1870
Kuriyama.com.mx
servicioalcliente@kuriyama.com

MANUFACTURING, COMPOUNDING & PRODUCTION

TIGERFLEX CORPORATION
1551 Pratt Blvd
Elk Grove Village, IL 60007
(847) 640-8366

KURIYAMA CANADA MFG.
140 Roy Boulevard
Brantford, ON, Canada N3R 7K2
(519) 753-6717
sales@kuritec.com

ACCUFLEX INDUSTRIAL MFG.
760 Imperial Rd N
Guelph, ON, N1K 1Z3, Canada
(519) 836-5460

KURITEC MANUFACTURING & KURIYAMA FIRE MFG.
2600 E. U.S. Highway 41
Attica, IN 47918
(765) 764-6000
(765) 764-6001

HOSE TEC MANUFACTURING
2520 E. U.S. Highway 41
Attica, IN 47918
(765) 762-5501 *OR*
(800) 878-5501
(765) 762-5502 *OR*
(800) 879-8232

PIRANHA HOSE PRODUCTS
2500 Raymond Weigel St.
Cadillac, MI 49601
(800) 250-5132 *OR*
(231) 779-4390
(231) 779-4399

DISTRIBUTION CENTERS AND WAREHOUSES

USA CENTRAL DISTRIBUTION CENTER – HUNTLEY
14200 Commerce Court
Huntley, IL 60142
(847) 755-0360

WEST COAST WAREHOUSE – RENO
12910 Old Virginia Road,
Suite 100
Reno, NV 89521
(847) 755-0360

SOUTHWEST WAREHOUSE – HOUSTON
200 Portwall Street, Suite 100
Houston, TX 77029
(847) 755-0360

NORTHEAST WAREHOUSE – CARLISLE
1600 Distribution Drive,
Building B
Carlisle, PA 17013
(847) 755-0360

SOUTHEAST WAREHOUSE – ACWORTH
FORTNEY SALES CO., INC.
4221 Cantrell Road NW
Acworth, GA 30101
(770) 427-6528
(770) 423-9249 *OR*
(800) 423-9249

CANADA CENTRAL DISTRIBUTION CENTER
KURI TEC CORPORATION
575 Jack Ross Ave.
Woodstock, ON N4V 1B6
(519) 753-6717

MEXICO CENTRAL DISTRIBUTION CENTER
KURIYAMA DE MÉXICO
Av. José Palomo Martinez # 520-20
Parque Industrial Omolap
Apodaca, N.L. 66633, México
+52 811 086 1870
servicioalcliente@kuriyama.com

KURIYAMA OF AMERICA, INC.

kuriyama.com